



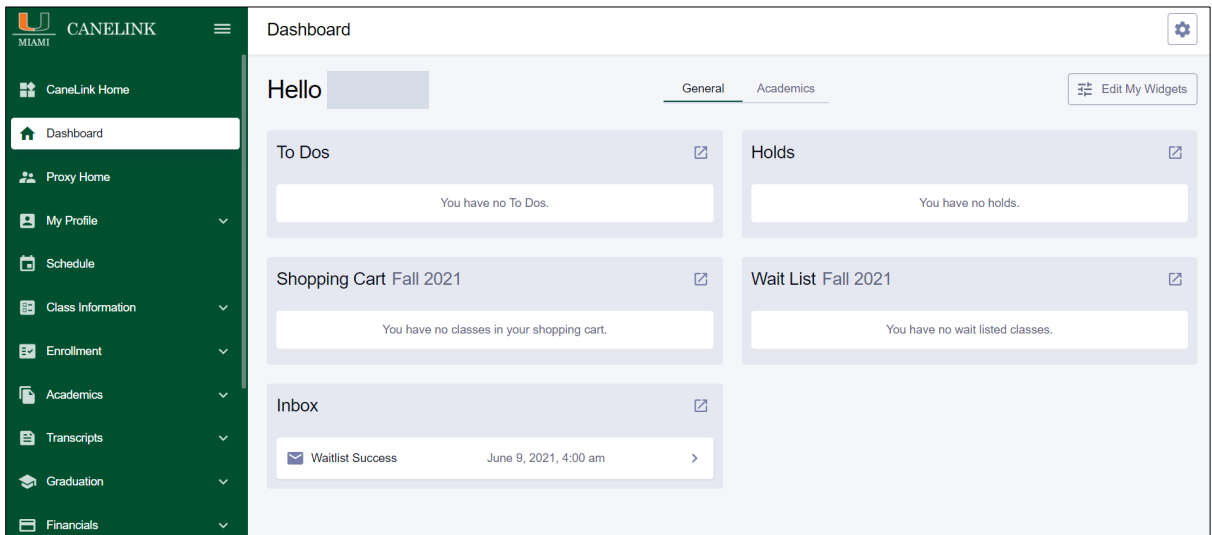
Flywire Payment Guide

How to access Flywire via CaneLink	Page 2
How to retrieve your account activity	Page 3
How to make a payment	
• eCheck Payments	Page 6
• Credit Card Payments	Page 9
• Domestic Wire Payments	Page 11
How to Enroll in a Payment Plan	Page 15
Additional Information	Page 20

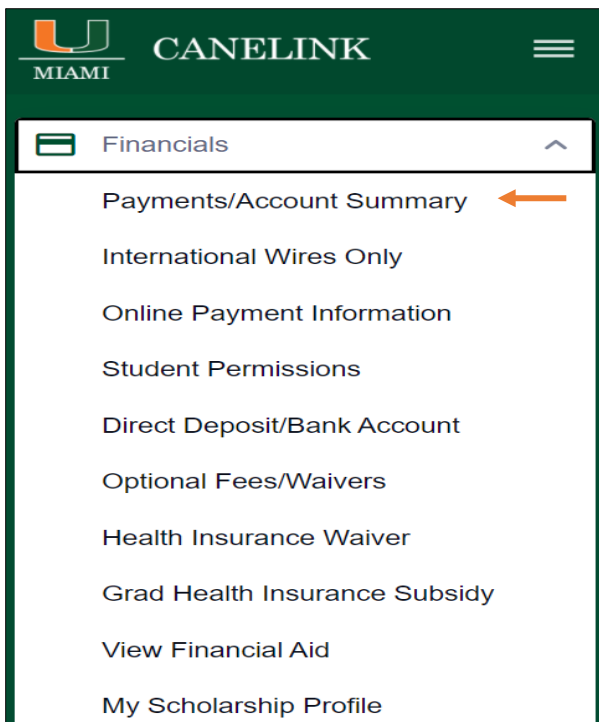
How to Access Flywire via CaneLink

Flywire is the University portal where students and proxies can make payments, review their student account activity and history, and sign up for payment plans.

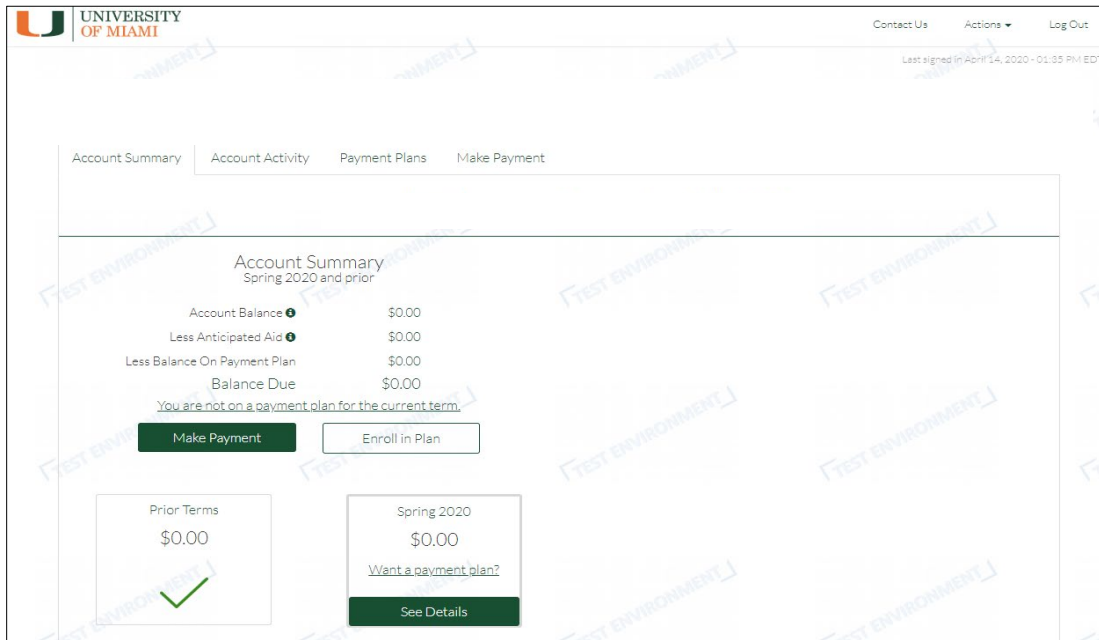
1. Log into CaneLink (canelink.miami.edu)



2. Under the **Financials** dropdown menu, select **Payments/Account Summary**.



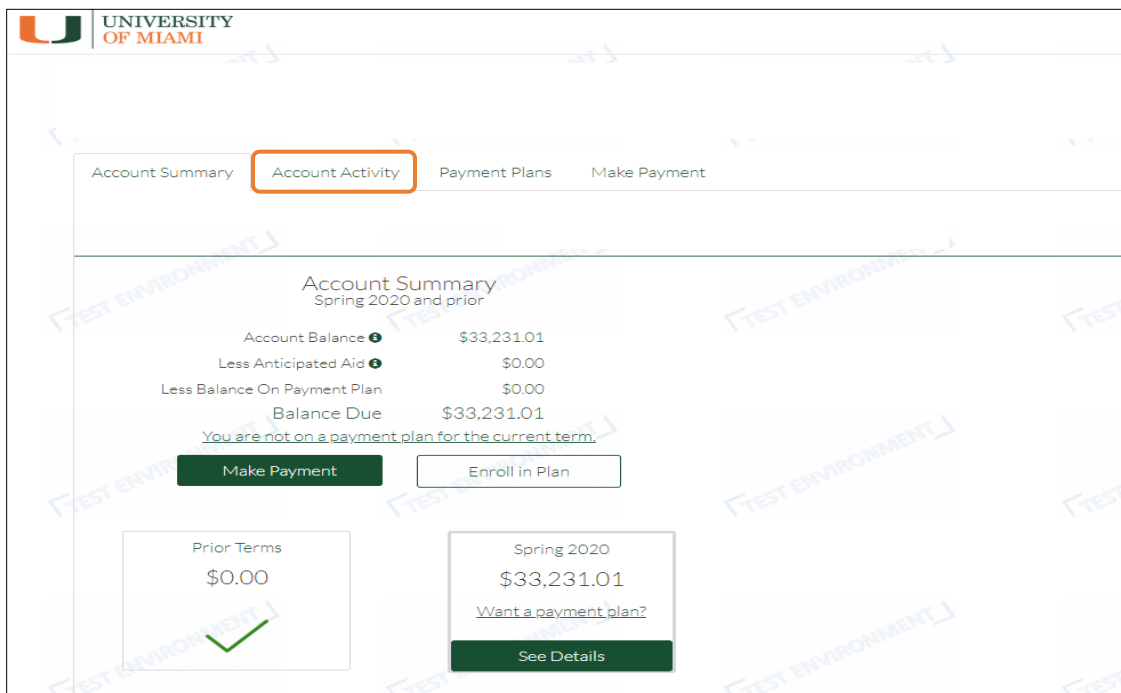
3. You will be directed to the **Account Summary** page.



Account Activity

The Account Activity page contains your student account's history at the University of Miami. You can generate, print, and/or save an 'Activity Report' on a term base or per date range.

1. From the **Account Summary** page select the **Account Activity** tab.




2. Account Activity Page:

- A. **Generate Activity Report Box:** Used to obtain a report of transactions by selecting a date range or a term(s).
- B. **Print Term Statement:** Used to generate a statement for a specific term. To see the transactions, click on 'See Details'.

The screenshot displays the University of Miami account activity page. At the top left is the University of Miami logo. The top right contains links for 'Contact Us', 'Actions', and 'Log Out', along with the text 'Last signed in April 30, 2020 - 01:34 PM EDT'. Below the header are navigation tabs: 'Account Summary', 'Account Activity', 'Payment Plans', and 'Make Payment'. The main content area is divided into two columns. The left column shows account balance details: Account Balance (\$33,231.01), Less Anticipated Aid (-\$0.00), Less Balance On Payment Plan (\$0.00), and Balance Due (\$33,231.01). Below this is a note: 'You are not on a payment plan for the current term.' and two buttons: 'Make Payment' and 'Enroll in Plan'. The right column contains a 'Generate Activity Report' box (labeled A) with radio buttons for 'Term' and 'Calendar Date', 'From Date' and 'To Date' input fields, and a 'Generate Activity Report' button. Below these are three term rows: 'Spring 2020' (Term Balance: \$33,231.01), 'Fall 2019' (Term Balance: \$0.00), and 'Spring 2019' (Term Balance: \$0.00). Each row has a 'Print Term Statement' link and an 'Expand All' link. The 'Print Term Statement' links are labeled B.

3. Transaction details can be obtained on the term statements by selecting a specific transaction/payment. You can also print or save the selected transaction details.

Spring 2020				Print Term Statement
Date	Posted Date	Description	Amount	
12/02/2019	12/02/2019	Athletic Fee (Undergraduate)	\$90.00	
12/02/2019	12/02/2019	Wellness Center Fee Undergrad	\$156.00	
12/02/2019	12/02/2019	Student Center Fee	\$166.00	
12/02/2019	12/02/2019	Activity Fee (Undergraduate)	\$167.00	
12/02/2019	12/02/2019	Hlth & Counsel Ctrs Fee UGRD	\$186.00	
12/02/2019	12/02/2019	Tuition Undergraduate	\$25,200.00	
12/05/2019	12/05/2019	19 Meal Plan	\$3,099.00	
12/05/2019	12/05/2019	Double Room - HRC	\$4,190.00	
04/14/2020	04/14/2020	Online Payment - Credit Card	(\$5.00)	←
04/14/2020	04/14/2020	Online Payment - Credit Card	(\$5.00)	
04/14/2020	04/14/2020	Online Payment - Credit Card	(\$1.99)	
04/29/2020	04/29/2020	Online Payment - Credit Card	(\$5.00)	
04/29/2020	04/29/2020	Online Payment - Check	(\$5.00)	
04/30/2020	04/30/2020	Online Payment - Credit Card	(\$1.00)	
			Term Balance: \$33,231.01	
			Hide Details	



UNIVERSITY OF MIAMI

Contact Us Actions ▾ Log Out

Last signed in April 30, 2020 - 01:34 PM EDT

Account Summary
Account Activity
Payment Plans
Make Payment

Transaction Details

Print

Transaction Details	
Merchant:	Canes Central (Billing and Payments)
Transaction Id:	74531
Payment Type:	Regular
Amount:	\$5.00
Transaction Date:	04/14/2020 3:17 PM EDT
Transaction Status:	Success
AVS Response:	Y
Authorization Code:	

Payment Details	
Account Name:	
Payment Method:	Discover
Last 4 of Card:	
Expire Date:	08/2028

[Back](#)

Make a Payment

*You can pay the total balance due or select a partial amount
Saved payment information will populate under Payment Methods*

1. eCheck Payments

****No service fees**

a. Select **Add New Bank Account (eCheck)**

Account Summary Account Activity Payment Plans **Make Payment**

How Would You Like To Pay?

Payment Options

Balance Due
25443.18

Payment Methods

- MASTERCARD ending in 4444 - 10/2026
will include 2.9% service fee
- Add New Bank Account (eCheck)
no service fee
- Add New Credit/Debit Card
will include 2.9% service fee
- International/Domestic Wire Payment
via Flywire - external fees may apply

Continue

- b.** Fill out the required information and select **Continue**.
- i.** You can use a domestic/US checking or savings account.
 - ii.** To save your payment information select **Store payment method for future use**.

The screenshot shows a web interface for making a payment. At the top, there are navigation tabs: "Account Summary", "Account Activity", "Payment Plans", and "Make Payment". The main heading is "How Would You Like To Pay?".

Payment Options: A "Balance Due" field contains the value "25443.18".

Payment Methods:

- MASTERCARD ending in 4444 - 10/2026
will include 2.3% service fee
- Add New Bank Account (eCheck)
no service fee

Bank Account Information:

- First Name: Sebastian
- Last Name: Ibis
- Routing Number: 071000013
- JPMORGAN CHASE BANK, NA
- Account Number: 123456789
- Confirm Account Number: 123456789
- Account Type: US Checking Account

Additional Payment Methods:

- Add New Credit/Debit Card
will include 2.3 % service fee
- International/Domestic Wire Payment
via Pivvire - external fees may apply

Final Step: A checkbox labeled "Store payment method for future use" is checked. An orange arrow points from this checkbox to a green "Continue" button.

c. **Confirm** the payment information before completing the transaction.

Account Summary Account Activity Payment Plans **Make Payment**

Almost Finished, Please Review

Email Address: flywire.onplanu@gmail.com

Payment Method: bank account ending in 6789

Payment Date: 05/04/2020


Bill Payment

Payment For:

Amount: \$25,443.18

Total Payment Amount: \$25,443.18

By clicking the Confirm button, a one-time payment of \$25,443.18 will be processed immediately from the account as indicated above.


 **Confirm**

[Change payment information](#)

d. The payment receipt will be provided.

Account Summary Account Activity Payment Plans **Make Payment**

Payment Receipt

 [Print](#)

✓ Bill Payment

Paid For: _____ \$100.00

Merchant: _____

Transaction Id: 76015 - Success

Paid with: Bank account ending in 6789

Processed on: 05/04/2020

Home

2. Credit Card Payments

****Will include a 2.3% Service Fee**

- a. Select the **Add New Credit/Debit Card** payment option.

The screenshot shows the 'How Would You Like To Pay?' page. At the top, there are navigation tabs: 'Account Summary', 'Account Activity', 'Payment Plans', and 'Make Payment'. The main heading is 'How Would You Like To Pay?'. Under 'Payment Options', the 'Balance Due' is 25443.18. Under 'Payment Methods', the following options are listed:

- MASTERCARD ending in 4444 - 10/2026
will include 2.3% service fee
- Add New Bank Account (eCheck)
no service fee
- Add New Credit/Debit Card
will include 2.3 % service fee
- International/Domestic Wire Payment
via Flywire - external fees may apply

An orange arrow points to the 'Continue' button.

- b. Fill out the required information and select **Continue**.

The screenshot shows the 'How Would You Like To Pay?' page with the 'Add New Credit/Debit Card' form filled out. The 'Balance Due' is 25343.18. The 'Payment Methods' section is expanded to show the following information:

- MASTERCARD ending in 4444 - 10/2026
will include 2.3% service fee
- Bank Account (eCheck) ending in 6789
Jpmorgan Chase Bank, / /a
- Add New Bank Account (eCheck)
no service fee
- Add New Credit/Debit Card
will include 2.3 % service fee

The form fields are filled with the following information:

- First Name: Sebastian
- Last Name: Ibis
- Credit/Debit Card Number: 4111-1111-1111-1111
- Card Type: MASTERCARD
- Expiration Date: 02 / 2024
- Billing Zip Code: 33146

At the bottom, the checkbox 'Store payment method for future use' is checked. An orange arrow points to the 'Continue' button.

- c. To confirm this payment method and the 2.3% service fee charge, select **Yes, use credit/debit card**.


Account Summary Account Activity Payment Plans **Make Payment**

-

Flywire will be charging you an additional 2.3% , \$582.89, for paying by credit/debit card

This fee is non-refundable. The service fee will appear on your statement as 'Flywire' and will be charged to your card separately by Flywire

Are you sure?

 **Yes, use credit/debit card**

Includes 2.3% service fee I'll pay using eCheck

- d. **Confirm** the payment information before completing the transaction.

Account Summary Account Activity Payment Plans **Make Payment**

Almost Finished, Please Review

Email Address: flywire.onplanu@gmail.com

Payment Method: card ending in 1111

Payment Date: 05/04/2020


Bill Payment

Payment For

Amount:	\$25,343.18
2.3% Service Fee:	\$582.89

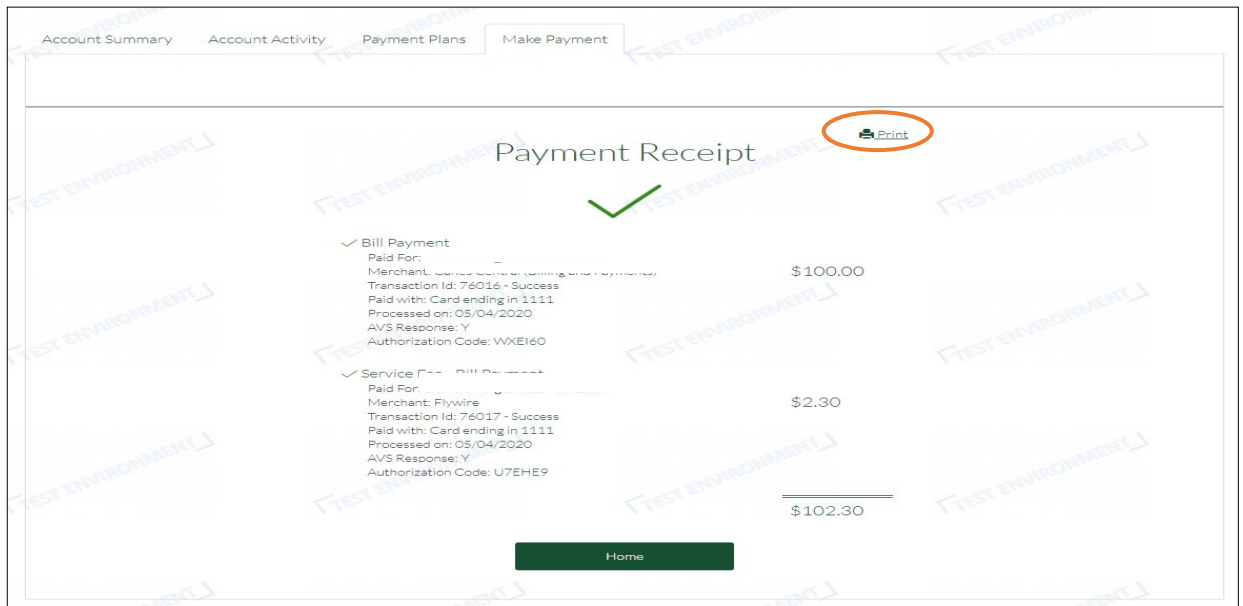
Total Payment Amount: \$25,926.07

By clicking the Confirm button, a one-time payment of \$25,926.07 will be processed immediately from the account as indicated above.

 **Confirm**

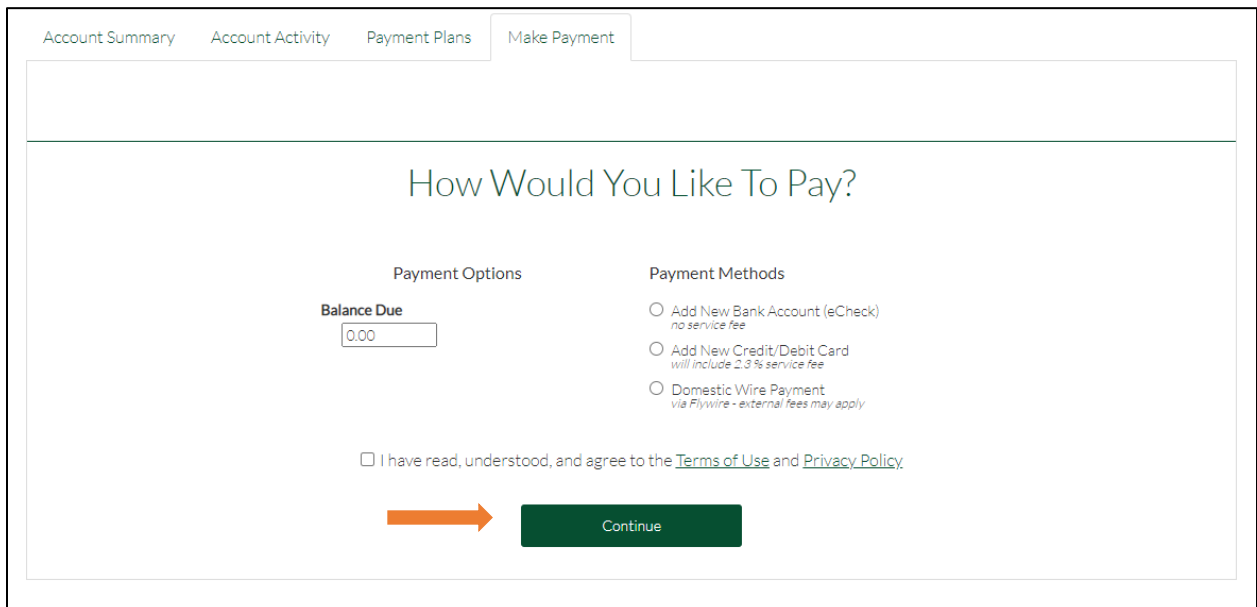
[Change payment information](#)

- e. The payment receipt will be provided.



3. Domestic Wire Payments

- a. Select the **Domestic Wire Payment** option.



- b. Input United States as the Country or Region and confirm the dollar amount.

Account Summary Account Activity Payment Plans Make Payment

Your payment

The payment will come from University of Miami receives

Country or region *
United States

\$ Amount *
25,243.18

Amount will be formatted in the destination currency, in this case United States Dollars. I.e. 10,000.00 for ten thousand USD.

I have read, understand, and agree to the Flywire [Terms of Use](#) and [Privacy Policy](#)

NEXT →

Contact Help English

- c. Select your preferred form of payment.

Account Summary Account Activity Payment Plans Make Payment

Select your preferred payment method

Best Price Guaranteed Subject to terms and conditions

Domestic Bank Transfer in US Dollars (USD)
\$25,243.18

SELECT

← PREVIOUS

You can choose to pay in the billing currency of the recipient. If you do this your bank will convert the money before sending it to us and may charge a conversion fee.

Contact Help English


d. Fill out the Payer Information.

Account Summary Account Activity Payment Plans Make Payment

Payer information

(*) required field

Email * ibis@miamimiami.edu	First name * Sebastian
Middle name	Family name * Ibis
Address 1 * Coral	Address 2
City * Gables	State / Province / Region FL
Zip code / Postal Code 33146	+ 1 Phone number * 3052840000

← PREVIOUS  NEXT →

e. Complete the Contact Information

Account Summary Account Activity Payment Plans Make Payment


Contact Information

(*) required field

The person filling out this form is *
Student

Student Information

Student ID (Empl ID) * 54040261	First Name * Sebastian
Middle Name	Last Name * Ibis
Date of Birth * 01/01/2005	Student Email Address * ibis@miamimiami.edu
Program of Study * Undergraduate program	Expected year of program completion * 2020

← PREVIOUS  NEXT →

Contact Help English

f. Download and follow instructions provided to submit your wire transfer to Flywire to complete all the steps.

*Once Flywire receives your payment, it will show in your student's account activity.

The screenshot shows a web interface for a pending payment. At the top, there are navigation tabs: "Account Summary", "Account Activity", "Payment Plans", and "Make Payment". Below this, the status is "Payment pending" with a yellow dot and a link "Why is my payment pending?". The "Payment ID" is "MIA611882923".

A progress bar shows the amount sent to Flywire (\$25,243.18) and the amount received by the University of Miami (\$25,243.18). A blue callout box says "Flywire is waiting to receive your funds.".

The main instruction is: "1 Now, you need to transfer funds to Flywire to complete your payment". Below this, it says "Use your preferred option depending on your bank" and lists three options:

- Online banking/ Mobile banking**: If you have online banking or a mobile app from your bank, you can easily log in to your account and initiate the transfer.
- Telephone transfer**: You may also call your bank and authorize them to initiate the transaction on your behalf.
- In-person visit to bank branch**: By paying a personal visit to your bank branch, provide the required information on the transfer form.

On the right side, there is a "Manage your payment" section with links for "Edit payment details", "SMS notifications", "Cancel payment", and "Download payment receipt". A note below the last link states: "Your payment receipt is not available for download until after the payment reaches its destination".

Payment Plans

****Any payments made outside of your scheduled installments will decrease the overall balance due, which will also decrease your remaining installments. Making a payment out of the payment plan schedule does not replace a monthly installment deduction.**

1. Select the **Payment Plan** tab or choose the **Enroll in Plan** box from the Account Summary page.

The screenshot shows the 'Account Summary' page with the 'Payment Plans' tab selected. The page displays the following information:

Account Summary	
Spring 2020 and prior	
Account Balance	\$25,243.18
Less Anticipated Aid	\$0.00
Less Balance On Payment Plan	\$0.00
Balance Due	\$25,243.18

[You are not on a payment plan for the current term.](#)

Buttons: **Make Payment**, **Enroll in Plan** (highlighted with an orange arrow)

Summary Cards:

- Prior Terms:** Not Available
- Spring 2020:** \$25,243.18
[Want a payment plan?](#)
See Details

2. Select one of the Payment Plan offers available.

Account Summary Account Activity Payment Plans Make Payment

Your Payment Plan Offers
Balance: \$26,965.01

Offer expires on 05/01/2020

Your new 4 month plan
\$6,741.25 / month
plus a non-refundable 3% participation fee
First payment on 05/10/2020

Offer expires on 05/01/2020

Your new 3 month plan
\$8,988.34 / month
plus a non-refundable 3% participation fee
First payment on 06/10/2020

Pay Your Balance In Full
\$26,965.01

Select Select Select

3. To accept the 3% non-refundable participation fee, please select **Yes, pay via payment plan**.

Account Summary Account Activity Payment Plans Make Payment

University of Miami charges a non-refundable 3%, \$808.95, participation fee for paying via payment plan.
The payment plan fee will be rolled into your overall payment plan balance, and will be paid as part of the payment plan.

Are you sure?

Yes, pay via payment plan No Thanks

I agree to the \$808.95 non-refundable participation fee I'll pay my balance without a plan

4. Add the payment method that will be used for the payment plan installments.
- a. The Total Balance Due, monthly payment amounts, and payment dates are displayed below.

Account Summary Account Activity Payment Plans Make Payment

How Would You Like To Pay?

Payment Details

Balance Due: \$26,965.01

3% Non-refundable Participation Fee: \$808.95

Total Balance Due: \$27,773.96

Monthly Payment: \$6,943.49

Number of Payments: 4 [view schedule](#)

First Payment Date: May 10, 2020

Automatic Withdrawal: 1st of each month

Monthly Payment: \$6,943.49

Payment Method

- Add New Bank Account (eCheck) no service fee
- Add New Credit/Debit Card will include 2.3% service fee

Continue

[Back](#)

- b. The scheduled installments dates can be viewed by choosing the **View Schedule** link.

Scheduled Monthly Installments


Date	Total
05/10/2020	\$6,943.49
06/10/2020	\$6,943.49
07/10/2020	\$6,943.49
08/10/2020	\$6,943.49

Close

5. Please review and confirm the Payment Plan details before enrollment.

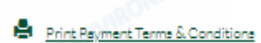
*You can print the payment plan information or change the payment method before activating the payment plan.

*Note that the payment method can also be changed after enrollment by the plan owner (i.e., the person that process the payment plan enrollment).



Almost Finished, Please Review and Confirm

Payment Details	Monthly Installments	
Balance Due: \$26,965.01	Date	Total
3% Non-refundable Participation Fee: \$808.95	05/10/2020	\$6,943.49
Total Balance Due: \$27,773.96	06/10/2020	\$6,943.49
Monthly Payment: \$6,943.49	07/10/2020	\$6,943.49
Number of Payments: 4	08/10/2020	\$6,943.49
First Payment: May 10, 2020		
Automatic Withdrawal: 1st of each month		
Payment Info: Checking - 6789 Jpmorgan Chase Bank, Na		



PAYMENT PLAN AGREEMENT & E-SIGN DISCLOSURE AND CONSENT

Please review the terms and conditions below and scroll to the bottom to accept the terms and conditions.

CAREFULLY READ THE FOLLOWING TERMS AND CONDITIONS. THEY CONTAIN VERY IMPORTANT INFORMATION ABOUT YOUR RIGHTS AND OBLIGATIONS. BY AGREEING TO THESE TERMS AND CONDITIONS AND CLICKING ON THE 'ACTIVATE' BUTTON, YOU ARE CONSENTING TO BE BOUND BY AND ARE BECOMING A PARTY TO THIS PROMISSORY NOTE. IF YOU DO NOT

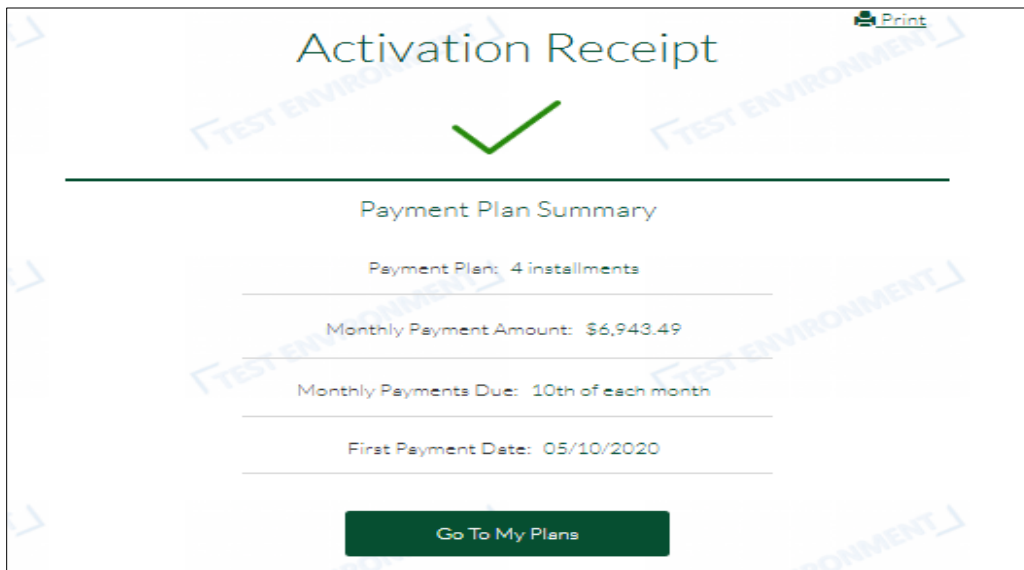
I agree to these Payment Terms & Conditions

[Activate](#) ←

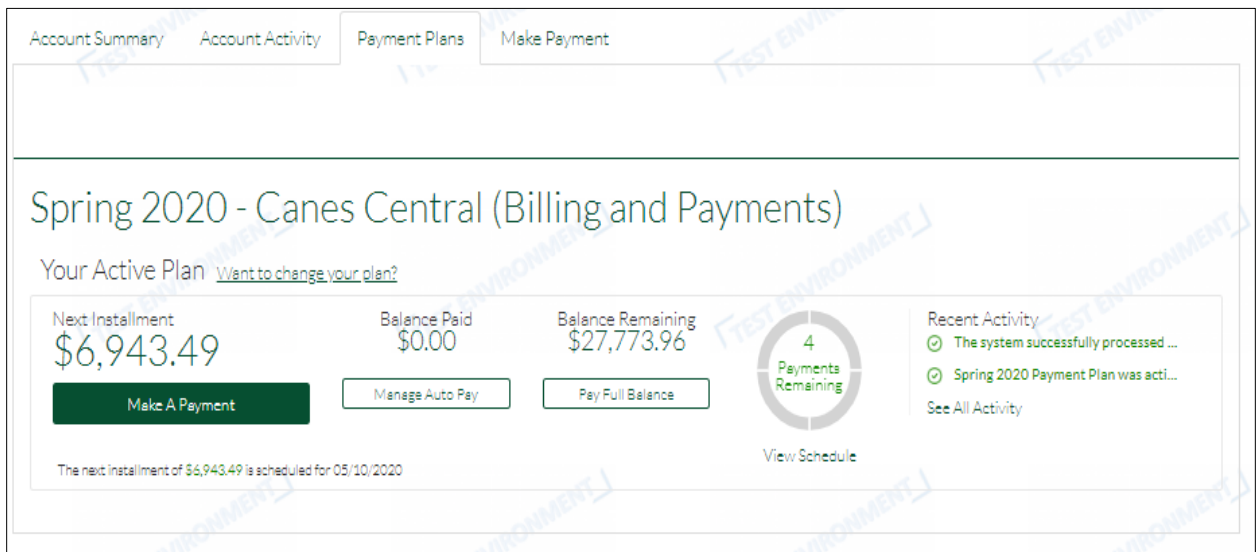
[Change Payment Method](#)

[Select Different Offer](#)

6. You are enrolled in the Payment Plan!



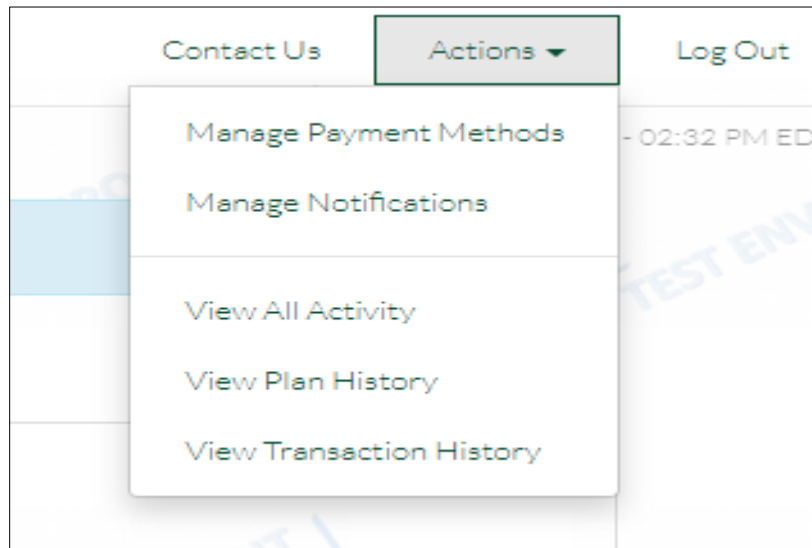
7. After enrollment, the payment plan details can be found on the **Payment Plans** tab.



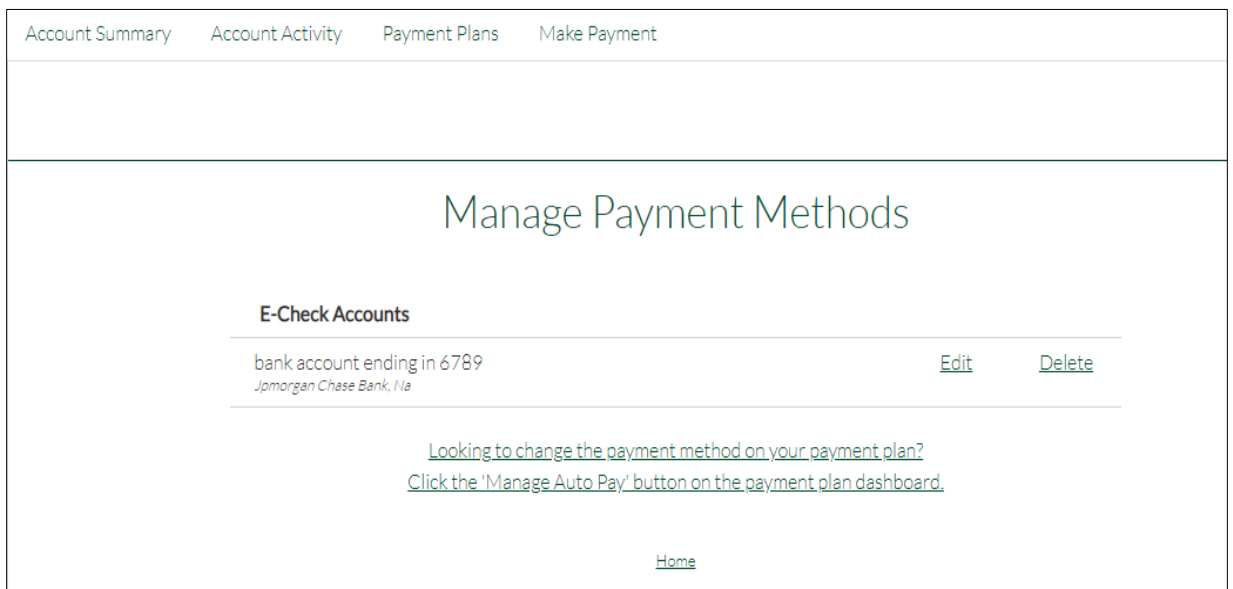
Additional Information

➤ Flywire Actions Menu

*The **Actions** button is located on the top, right corner of the page.



- **Manage Payment Methods:** You can edit or delete any saved payment methods



- **Manage Notifications:** You can update your preferences for email notifications

Manage Notifications

Email Notification

Email Address

Send me an email whenever there is activity on my account

Mobile Notification

Mobile Number

Send me a text whenever there is activity on my account

*Message and data rates may apply. By checking the box and clicking the "Update" button below, I consent to receive text messages whenever there is activity on my account via an automated technology from University of Miami to my mobile phone number entered above. At any time you may return to this page and un-check the box to remove yourself from text messages.

[Update](#)

[Home](#)

- **View All Activity:** You can view details of all activity including email notifications, payments, any changes made, and logins.

Account Summary	Account Activity	Payment Plans	Make Payment
<h2>All Activity</h2>			
<p>✔ 05/05/2020 5:17 PM EDT - The system successfully processed a \$808.95 charge. Show Details</p>			
<p>✔ 05/05/2020 5:17 PM EDT - Spring 2020 Payment Plan was activated by Ibrahim Amir ✕</p>			
<p>✔ 05/05/2020 4:47 PM EDT - Ibrahim Amir logged in</p>			
<p>✔ 04/16/2020 2:32 PM EDT - Ibrahim Amir logged in</p>			
<p>✔ 04/16/2020 2:12 PM EDT - Ibrahim Amir successfully submitted a \$100.00 payment to the bank. Show Details ✕ →</p>			
<p>✔ 04/16/2020 2:08 PM EDT - Ibrahim Amir logged in</p>			
<p>✔ 04/14/2020 2:51 PM EDT - Lynette Greenaway successfully processed a \$0.05 payment. Show Details ✕</p>			

➤ **Contact Us**

- For any questions, please contact **'Canes Central**.

Thank you!

The Student Accounts Team